

OUTLINE™ Type 0

LED - Recessed Architectural

Project:	Catalogue:	Type:
Notes:		

Product Description

The Outline™ LED luminaire provides dramatic visual impact to any modern architectural space. This specification-grade, recessed luminaire features angular accents and a single continuous lens for modern styling and high visual comfort. The Outline™ is perfect for use with indoor architectural applications where low-glare, high-quality and ease of installation are required. This IC-rated lay-in T-Bar luminaire's low-profile design makes it ideal for shallow or obstructed plenum applications.

Applications

Office Areas, Retail Stores, Classrooms

Features

- Enhanced, uniform lighting delivers a balanced amount of light to walls, cubicles, work surfaces and people
- Laser formed frosted lens
- Standard low voltage 1% dimming (0-10v)
- For use in insulated ceilings

Featured Options

- Tunable White
- Emergency battery pack
- Flexible metal whip - 6" x 3/18 gauge conductors

Optical System

Standard frosted laser formed one-piece diffuser, offers high levels of efficiency and visual comfort.

Mounting

This luminaire has been specifically designed for T-Bar applications and features integral earthquake clips for additional support. Ceiling tile provided by others.

Construction

Die-formed, code gauge steel housing. Precision-formed steel reflector.

Finish

White polyester powder painted surfaces.

Electrical

Long life LEDs coupled with high efficiency drivers, provide quality illumination. Rated to deliver L80 performance > 60,000 hours.

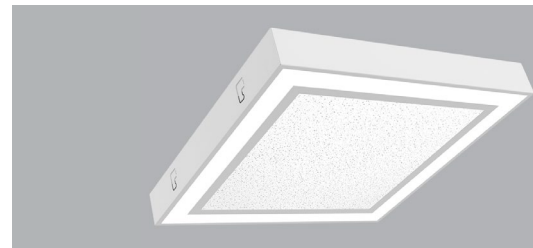
Warranty

5 year limited warranty. For complete warranty, click here: [5YR Warranty](#)

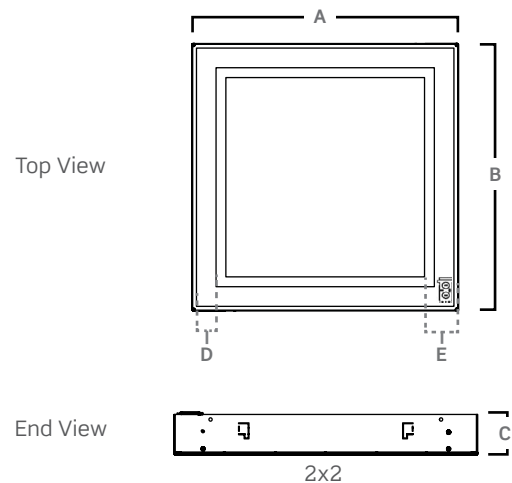


Approvals

- Approved to CSA/UL standards. UL listed for insulated ceilings.
- Tested in accordance to IESNA LM-79.
- Suitable for damp locations.



Dimensions



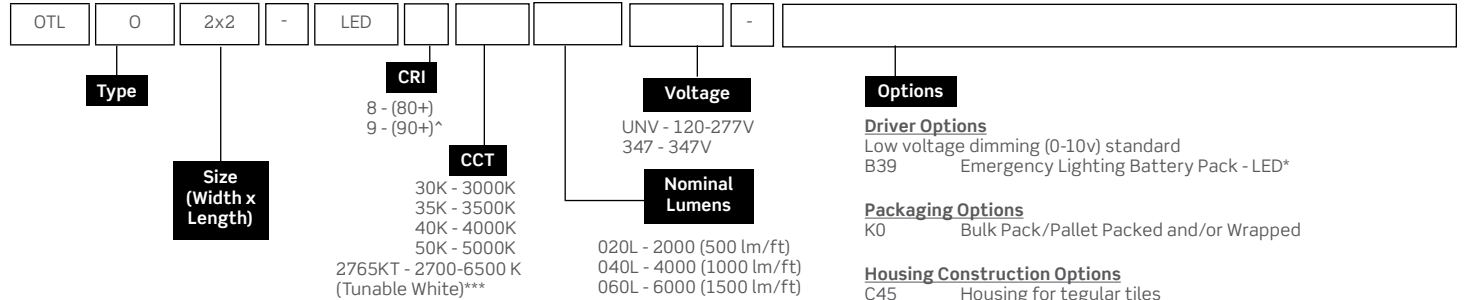
Size	A	B	C	D	E
2x2	23.72"	23.72"	2.5"	1.75"	3.5"

Consult installation guide for exact dimensions.

Project:	Catalogue:	Type:
Notes:		

Order Key

EXAMPLE: OTL02X2-LED840K020LUNV



^ 90+ CRI reduces lumen output by 20%, not available with 5000K

*All emergency models will be with remote lighting battery pack.

*** When Selecting 2765KT, if a tunable white-compatible control is not selected the luminaire will come standards with two sets of 0-10V wires for dimming and color tuning (see tunable white diagram for details). For compatible control options please consult factory.

Other options may be available, consult factory. Specifications and data subject to change without notice.

Performance Data

Size	Nominal Lumens	Delivered Lumens	Watts	Lumens per Watt
2x2	2000	2059	18.3	112.6
	4000	4067	37.6	108.1
	6000	6077	58.8	103.3

Values based on 840K with standard lens at 25C

Performance Scaling Factor

	50K	40K	35K	30K
80CRI	1.000	1.000	0.960	0.946
90CRI	0.875	0.875	0.836	0.809

Lifetime Expectancy

	Calculated Hours	Reported Hours
L70	≥ 238,000	> 60,000
L80	≥ 149,000	> 60,000
L90	≥ 71,000	> 60,000

Flange Kits (Ordered Separately)**	
Size (Width x Length)	Item No.
1x4	KIT00136
2x2	KIT00137
2x4	KIT00138

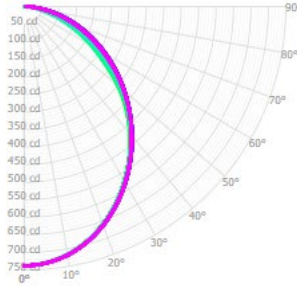
Surface Kits (Ordered Separately)**	
Size (Width x Length)	Item No.
1x4	KIT00326
2x2	KIT00327
2x4	KIT00316

** Ceiling tile or similar required

Project:	Catalogue:	Type:
Notes:		

Photometrics

IES File: OTLO2X2-LED840K020LUNV
 Lumens: N/A
 Wattage: 19
 Efficacy: 97



Zonal Lumen Summary

Zone	Lumens	
0.0° - 30.0°	551	30.0%
0.0° - 40.0°	881	48.0%
0.0° - 60.0°	1488	81.0%
0.0° - 90.0°	1837	100.0%

Average Luminance Table (cd/m2) CP Summary

	0.00°	45.00°	90.00°
0.00°	2047	2047	2047
45.00°	1667	1652	1650
55.00°	1524	1518	1516
65.00°	1354	1265	1373
75.00°	1122	1023	1205
85.00°	639	762	953

Coefficients of Utilization

pc	80%			80%			70%											
	70%	50%	30%	10%	70%	50%	30%	10%	50%	30%	10%	50%	30%	10%	30%			
0	2186	2186	2186	2186	2135	2135	2135	2135	2041	2041	2041	1954	1954	1954	1874	1874	1836	
1	2003	1918	1842	1773	1954	1877	1807	1744	1799	1742	1689	1727	1681	1637	1661	1624	1589	1589
2	1828	1680	1558	1456	1780	1646	1534	1439	1581	1486	1405	1521	1442	1373	1465	1400	1343	1370
3	1671	1482	1336	1220	1626	1453	1318	1209	1399	1283	1187	1348	1250	1167	1302	1218	1147	1191
4	1534	1318	1161	1040	1492	1294	1147	1033	1248	1120	1019	1206	1095	1005	1166	1070	991	1047
5	1413	1182	1020	901	1375	1161	1010	896	1123	989	886	1087	969	877	1053	950	867	930
6	1308	1067	906	790	1273	1050	898	787	1017	881	780	987	866	773	958	850	766	833
7	1215	970	812	701	1183	956	805	699	928	792	694	901	779	689	877	767	684	752
8	1132	888	734	628	1104	875	728	626	851	718	622	828	707	619	807	697	615	684
9	1059	816	668	567	1033	806	663	566	785	654	563	765	646	560	747	637	557	626
10	994	755	611	516	971	745	608	515	727	600	513	710	593	510	694	586	508	576

Effective Floor Cavity Reflectance: 20%

Tunable White

When Selecting 2765KT, if a tunable white-compatible control is not selected the luminaire will come standard with two sets of 0-10V wires for dimming and color tuning. For compatible control options please consult factory.

Dim and CCT control wire colors are subject to change without notice. All control wires are marked per the parentheses.

