

Project:	Catalogue #:	Type:
Notes:		

Product Description

Premium-grade enclosed and gasketed IP65 luminaire. For use with indoor and outdoor applications where high-efficiency, high performance and dust/water resistance is required. This luminaire's glass reinforced polyester housing and acrylic lens make it ideal for applications that require a high degree of ingress protection. Operating ambient temperature range is from -20 to 40 degree celsius. For use in Wet Locations, Hazardous Locations, consult ordering key.

Applications

Canopies, Cold Storage Facilities, Food Processing Areas, Garages and Workshops, Dusty and Wet Environments

Features

- IP65 - Ingress Protection Rating
- NSF Certified
- Suitable for indoor or outdoor applications
- Dust and water resistant
- Shallow and narrow design
- Lightweight, glass reinforced polyester and resin housing
- Standard low voltage dimming (0-10v, 10%)

Featured Options

- Emergency Lighting Battery Pack
- Prismatic polycarbonate lens
- Tamper-proof and Stainless steel latches
- Liquid tight strain relief cord connector
- Chain sets

Optical System

Standard diffuser is high-impact acrylic with textured pattern designed for high-efficiency while providing reduced glare. Smooth surface faces outwards.

Mounting

External brass studs moulded in housing for chain or ceiling surface mounting with optional mounting brackets. Offset mounting pads which keep luminaire level and slightly off of the mounting surface are formed within the housing.

Construction

Lightweight, impact-resistant glass-reinforced polyester housing. Holes on each end are 7/8 inch nominal diameter and are provided with two EPDM rubber caps. Diffuser flange fits into the gasketed retention slot providing a continuous seal, and is held in place with retaining latches. Continuous poured in place polyurethane gasket. Captive, corrosion resistant latches made of polyamide (PA) retain diffuser.

Finish

Internal housing assembly pre-painted white steel.

Electrical

Long life LEDs coupled with high efficiency drivers provide quality illumination. Rated to deliver L80 performance > 60,000 hours.


Warranty

5 year limited warranty. For complete warranty, click here: 

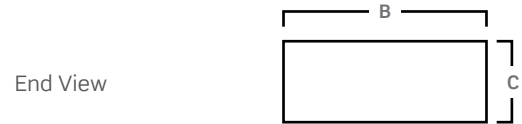



Approvals

- Wet Locations. Meets IP65. NSF certified.
- Approved to CSA and UL standards.
- Tested to LM-79-08 standards.
- For use in Hazardous Locations Class I Zone 2, Zone 22.
- Consult ordering key for HazLoc options and Temperature Codes.
- DesignLights Consortium® Qualified



Dimensions



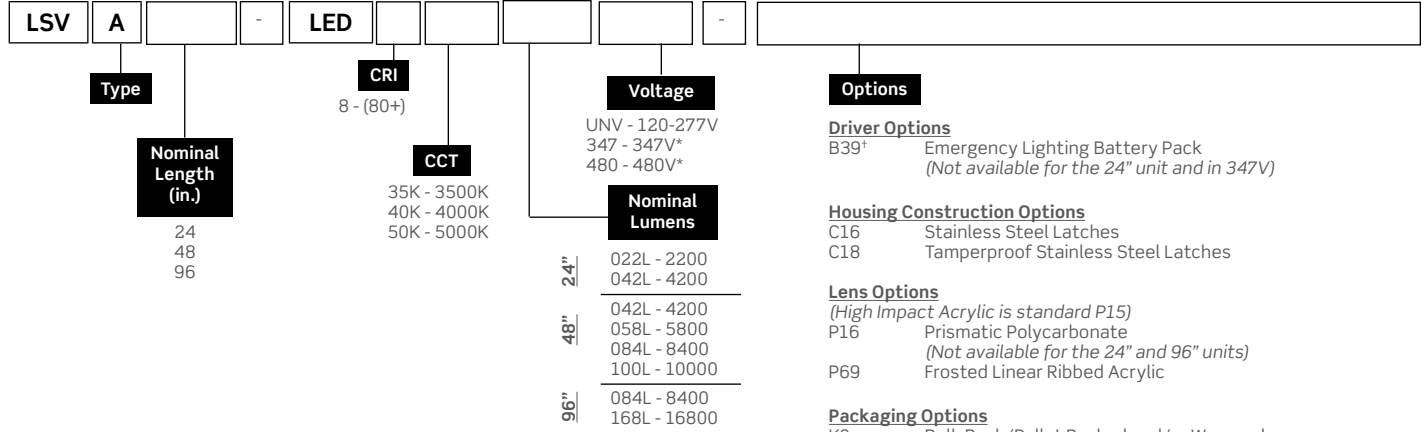
Size	A	B	C
24"	25 13/16"	7"	5 1/8"
48"	50"	7"	5 1/8"
96"	97 13/16"	7"	5 1/8"

Consult installation guide for exact dimensions.

Project:	Catalogue #:	Type:
Notes:		

Order Key

EXAMPLE: LSV A - LED - UNV - 120-277V - 347 - 347V* - 480 - 480V* - C16 - P16 - P69



Performance Data

LED Performance					
Size	Nominal Lumens	Delivered Lumens	Watts (120/277V)	Lumens per Watts	Temp. Code (XH Only)
24	022L	2245	15.2	147.3	T4
	042L	4421	29.9	147.6	
48	042L	4490	30.5	147.3	
	058L	5748	37.1	155	
	084L	8981	61	147.3	
	100L**	11028	77.3	142.7	
96	084L	8981	61	147.3	
	168L	16841	113.3	148.6	

** 35°C Maximum ambient temperature
Values based on 840K with standard lens at 25C

Mounted Accessories (Ordered Separately)	
KIT00015	Mounting Brackets (For 8 foot units, 2 kits are required)
KIT00001-xxx	Chain set (2) w/ S-Hooks (4) - Specify Length (Must be used with KIT00015) (For 8 foot units, 2 kits are required)

Occupancy Sensors (If Ordered Separately)	
KIT00065	IP65 Motion Sensor Kit (UNV)
KIT00066	IP65 Motion Sensor Kit (UN4)

NOTE: Occupancy/Motion Sensors and 1% dimming are not available with Hazardous Location Luminaires (XH Option)

Options

Driver Options
B39† Emergency Lighting Battery Pack (Not available for the 24" unit and in 347V)

Housing Construction Options
C16 Stainless Steel Latches
C18 Tamperproof Stainless Steel Latches

Lens Options
(High Impact Acrylic is standard P15)
P16 Prismatic Polycarbonate (Not available for the 24" and 96" units)
P69 Frosted Linear Ribbed Acrylic

Packaging Options
K0 Bulk Pack/Pallet Packed and/or Wrapped

Wiring Options

- V08 Flexible Cord Feed (Single Circuit Cord) 6-ft Standard
- V10(1) Hub for 1/2" NPT Threaded Pipe (3/4" OD) - 1 End (not for XH)
- V10(2) Hub for 1/2" NPT Threaded Pipe (3/4" OD) - 2 End (not for XH)
- V15 Liquid Tight Strain Relief Connector for 7/8" K.O.
- V68 Microwave Occupancy Sensor
- V82(UN3) IP65 Motion Sensor 120-347V (For Wet Locations)
- V82(480) IP65 Motion Sensor 480V (For Wet Locations)
- V102 White 7/8" Liquid Tight Plug (For Wet Locations)

Approval and Rating Options

XH** Class I Zone 2 Groups IIC, IIB + H2, IIA
Zone 22 Groups IIB, IIA
(Class I Div 2 Groups A, B, C, D
Class II Div 2 Groups F, G
Class III)
T3C or T4

† Must be HL rated battery pack for XH option.
* Emergency battery pack is not available with Haz Loc (XH) in 347V and 480V
** Not compatible with the V68 or V82 sensor options.
** Supplied with 2 pc. of HAZLOC 1/2" Hubs and 1 pc. of 1/2" Thread Plug. Cord not available.

Other options may be available, consult factory. Specifications and data subject to change without notice.

Performance Scaling Factor

	50K	40K	35K	30K
80CRI	1.000	1.000	0.960	0.946
90CRI	0.875	0.875	0.836	0.809

Lifetime Expectancy

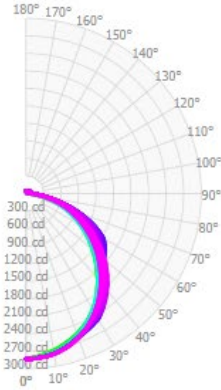
	Calculated Hours	Reported Hours
L70	≥ 238,000	> 60,000
L80	≥ 149,000	> 60,000
L90	≥ 71,000	> 60,000

Values based on 840K

Project:	Catalogue #:	Type:
Notes:		

Photometrics

IES File: **LSVA48-LED840K084LUNV**
 Lumens: **8503**
 Wattage: **65**
 Efficacy: **131**



Zonal Lumen Summary

Zone	Lumens	
0.0° - 30.0°	2177	25.6%
0.0° - 40.0°	3555	41.8%
0.0° - 60.0°	6271	73.8%
0.0° - 90.0°	8144	95.8%
0.0° - 110.0°	8304	97.7%
0.0° - 130.0°	8412	98.9%
0.0° - 150.0°	8470	99.6%
0.0° - 170.0°	8499	100.0%
0.0° - 180.0°	8503	100.0%

Coefficients of Utilization

pc	80%			70%			50%		
	70%	50%	30%	70%	50%	30%	70%	50%	30%
pw									
0	118	118	118	115	115	115	109	109	109
1	107	102	98	104	100	96	98	95	91
2	97	89	82	94	87	80	89	82	77
3	89	78	70	86	76	68	81	72	66
4	81	69	60	78	67	59	74	64	57
5	74	61	52	72	60	52	68	57	50
6	69	55	46	67	54	46	62	52	44
7	64	50	41	62	49	41	58	47	40
8	59	46	37	57	45	37	54	43	36
9	55	42	34	54	41	33	51	40	33
10	52	39	31	50	38	30	48	37	30

**Average Luminance Table (cd/m2)
CP Summary**

	0.00°	45.00°	90.00°
0.00°	14943	14943	14943
45.00°	12856	11054	10745
55.00°	11896	9821	10842
65.00°	10781	9530	8715
75.00°	8723	6585	4805
85.00°	3200	3243	2141

Effective Floor Cavity Reflectance: 20%