

Project:	Catalogue #:	Type:
Notes:		

Product Description

The LRK-TRH is a commercial-grade low profile LED retrofit Kit for renovating standard 1x4, 2x2 and 2x4 fluorescent troffers and parabolic luminaires. The TRH provides instant energy savings and increased aesthetic appeal with a single shallow semi-round lens. It's clean design and simple installation process makes the LRKTRH an ideal solution for use with indoor applications where low-glare, high-quality and ease of installation are required.

Applications

Office Areas, Retail Stores, Classrooms, Hospitals, Nursing Homes

Features

- Shallow design
- Enhanced, uniform lighting delivers a balanced amount of light to walls, cubicles, work surfaces and people
- Extruded acrylic lens
- Standard low voltage dimming (0-10v)
- Standard in 1x4, 2x2 and 2x4 configurations
- Available in metric and custom size (consult factory)

Optical System

Round linear ribbed frosted acrylic diffuser, offers high levels of efficiency and visual comfort. Indirect reflectors are precision formed and contoured to provide soft, lowglare, indirect illumination, while maintaining high-efficiency and a wide, uniform light distribution.

Mounting

This luminaire features two steel brackets which are secured to the existing fixture with self-tapping screws. It has been specifically designed for retrofitting recessed T-Bar applications.

Construction

Precision-formed steel doorframe and brackets. The driver and light engine are integral to the TRH's door frame for quick and easy installation.

Finish


White, polyester powder painted door frame.

Electrical

Long life LEDs coupled with high efficiency drivers provide quality illumination. Rated to deliver L80 performance > 50,000 hours.

Warranty

5 year limited warranty. For complete warranty, click here:



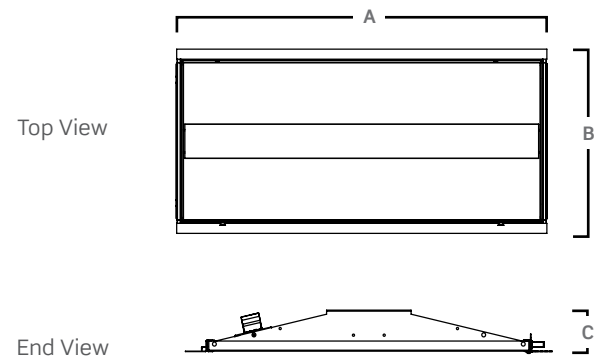
Approvals

- Approved to CSA/UL standards. UL listed for insulated ceilings.
- Tested in accordance to IESNA LM-79.
- Suitable for damp locations.
- DesignLights Consortium® Qualified.

All configurations may not be DLC qualified. Check www.designlights.org/QPL for qualified configurations.



Dimensions



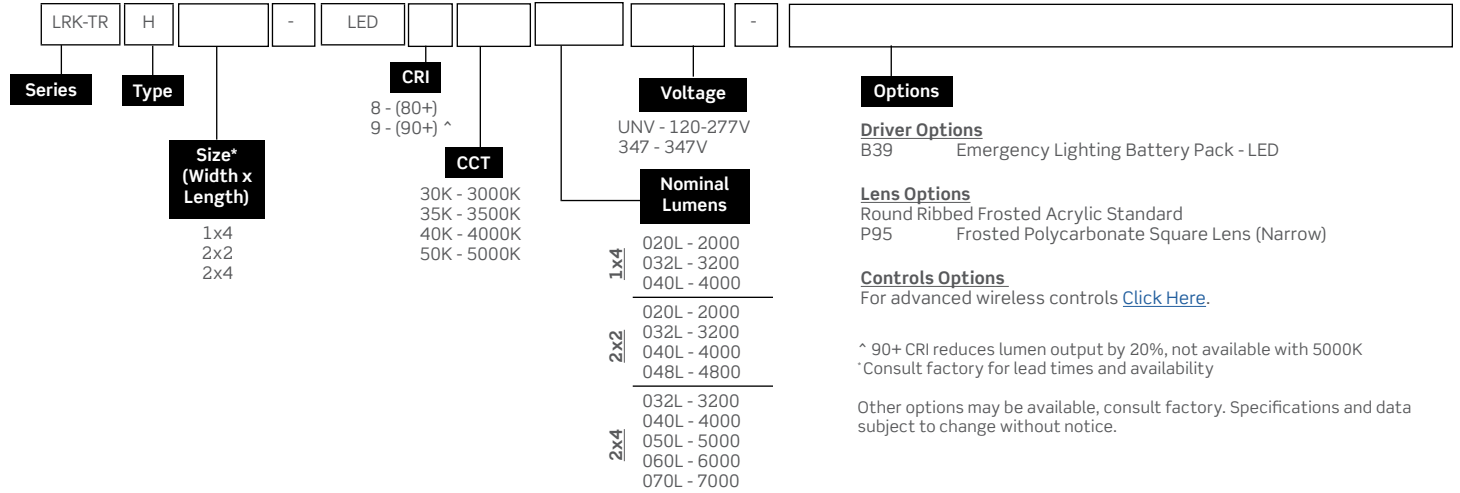
Size	A	B	C
1x4	47 7/8"	11 7/8"	2 1/2"
2x2	23 7/8"	23 7/8"	2 1/2"
2x4	47 7/8"	23 7/8"	2 1/2"

Consult installation guide for exact dimensions.

Project:	Catalogue #:	Type:
Notes:		

Order Key

EXAMPLE: LRK-TRH2x4- LED840K050LUNV



^ 90+ CRI reduces lumen output by 20%, not available with 5000K
 ^ Consult factory for lead times and availability

Other options may be available, consult factory. Specifications and data subject to change without notice.

Performance Data

LED Performance Data				
Size	Nominal Lumens	Delivered Lumens	Watts	Lumens Per Watt
1x4	2000	2037	13.4	152
	3200	3107	21.2	146.9
	4000	3968	27.8	142.8
2x2	2000	2047	13.2	155.6
	3200	3250	21.7	149.9
	4000	4058	27.8	146
	4800	4808	33.7	142.5
2x4	3200	3239	21.2	153.1
	4000	4135	27.8	148.8
	5000	5172	35.9	144
	6000	5987	40.4	148.2
	7000	7348	51.2	143.6

Values based on 840K with standard lens at 25C

Performance Scaling Factor

	50K	40K	35K	30K
80CRI	1.000	1.000	0.960	0.946
90CRI	0.875	0.875	0.836	0.809