

| | | |
|----------|--------------|-------|
| Project: | Catalogue #: | Type: |
| Notes: | | |

Product Description

Specification-grade, LED modular linear lighting luminaire. For use with indoor applications where continuous uniform row lighting minimizing “socket-end” dark spots is desired. This IC-rated luminaire is suitable for individual or continuous rowmounting.

Applications

Office Areas, Perimeters, Retail Stores, Corridors, Classrooms, Libraries, Hospitality



Features

- Frosted Lenses
- Continuous row-mounting capability
- 80+ CRI
- Available in pendant, surface and wall mount configurations
- Standard low voltage dimming (0-10v, 1%)

Featured Options

- Emergency lighting battery pack (Remote mount only)

Optical System

Standard diffuser is frosted extruded snap-in acrylic lens.

Mounting

Suitable for mounting flangeless (no trim) unit or provided with mounting brackets for flanged unit (with trim).

Construction

Extruded aluminum housing.

Finish

White, polyester powder painted housing.

Electrical

Long life LEDs coupled with high efficiency drivers provide quality illumination. Rated to deliver L80 performance >60,000 hours. Supplied with dimmable drivers (0-10v). Standard 4 foot nominal white, single-circuit. Sufficient knockouts are provided for connections and through wiring. All electrical components are CSA approved or UL listed.

Warranty

5 year limited warranty. For complete warranty, click here:

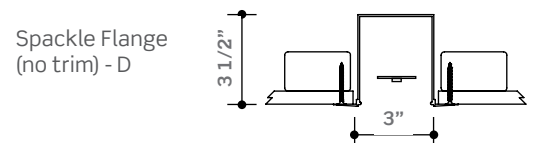



Approvals

- Approved to CSA/UL standards.
- UL listed for insulated ceilings



Dimensions



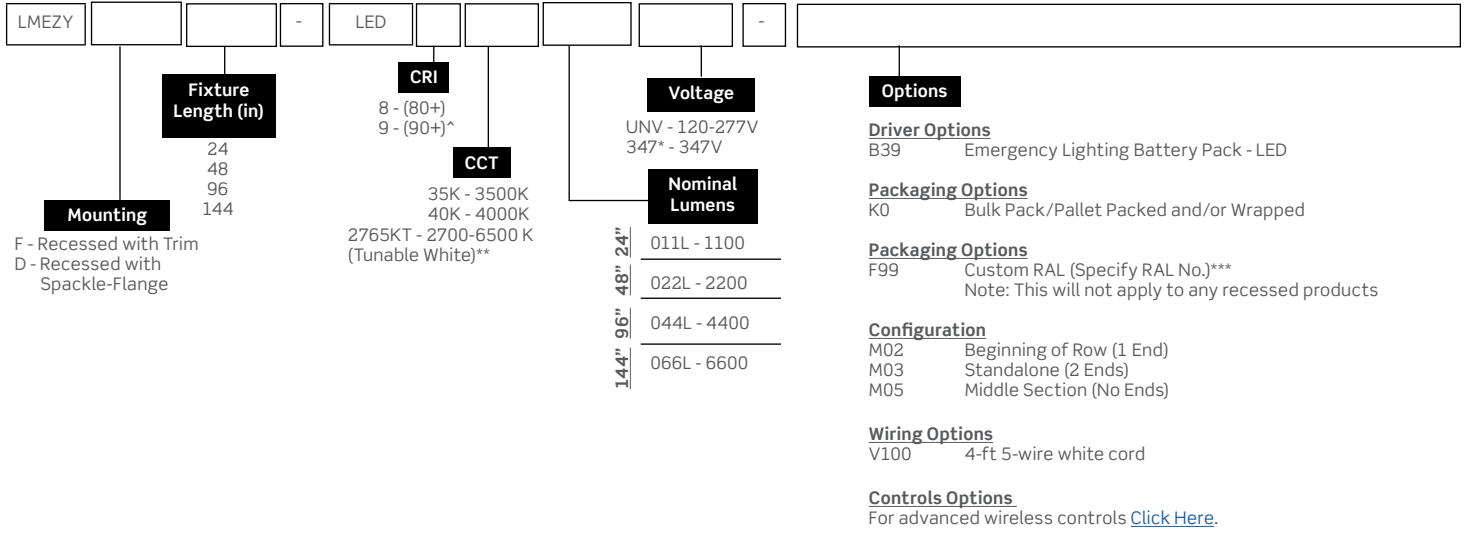
| Size | A | B |
|------|----------|----------|
| 24 | 23.375" | 22.375" |
| 48 | 45.625" | 44.375" |
| 96 | 89.875" | 88.625" |
| 144 | 134.125" | 132.875" |

Consult installation guide for exact dimensions.

| | | |
|----------|--------------|-------|
| Project: | Catalogue #: | Type: |
| Notes: | | |

Order Key

EXAMPLE: LMEZYF48-LED840K022LUNV-M03



^ 90+ CRI reduces lumen output by 20%, Consult factory for lead times and availability.

** When Selecting 2765KT, if a tunable white-compatible control is not selected the luminaire will come standard with two sets of 0-10V wires for dimming and color tuning (see tunable white diagram for details). For compatible control options please consult factory.

***Minimum order quantity may apply. Consult factory.

*Other options may be available, consult factory. Specifications and data subject to change without notice.

Performance Data

| Size | Nominal Lumens | Watts |
|------|----------------|-------|
| 24" | 1100 | 11 |
| 48" | 2200 | 21 |
| 96" | 4400 | 37 |
| 144" | 6600 | 58 |

Performance Scaling Factor

| | 50K | 40K | 35K | 30K |
|-------|-------|-------|-------|-------|
| 80CRI | 1.000 | 1.000 | 0.960 | 0.946 |
| 90CRI | 0.875 | 0.875 | 0.836 | 0.809 |

Lifetime Expectancy

| | Calculated Hours | Reported Hours |
|-----|------------------|----------------|
| L70 | ≥238,000 | >60,000 |
| L80 | ≥149,000 | >60,000 |
| L90 | ≥71,000 | >60,000 |

Tunable White

When Selecting 2765KT, if a tunable white-compatible control is not selected the luminaire will come standard with two sets of 0-10V wires for dimming and color tuning. For compatible control options please consult factory.

Dim and CCT control wire colors are subject to change without notice. All control wires are marked per the parentheses.

