

Project:	Catalogue #:	Type:
Notes:		

Product Description

Premium-grade, surface-mounted cube valance luminaire. For use with indoor applications where low-glare, high-quality and ease of installation are required. This luminaire has been designed as a bedlight for hospitals, nursing homes and other patient care facilities. Its internal baffle separates uplight and downlight components.

Applications

Chronic Care Facilities, Nursing Homes, Hospitals

Features

- Heavy-duty construction
- Available in lengths 24 & 48-inch
- Standard low voltage dimming (0-10v)
- 80+ CRI

Featured Options

- Emergency battery pack
- Convenience outlet
- Night light - LED
- Low voltage controller

Optical System

Standard diffuser is a clear, prismatic acrylic designed for even and low-glare illumination. Internal fascia is coated white in order to improve efficiency. Internal fascia separates uplight and downlight components.

Mounting

Mounting holes are provided. Mounts over electrical junction box.

Construction

Die and brake-formed, heavy-gauge steel housing assembly. Spot-welded for rigidity and clean appearance. Diffuser is retained by a grooved formation running the length of the fixture and is held in place on both ends by the end caps. Metal fascia retained flush against the diffuser by the end caps.

Finish

White polyester powder painted surfaces. High-reflective coated surface for improved efficiency.

Electrical

2 circuit is standard. Long life LEDs coupled with high efficiency drivers, provide quality illumination. Rated to deliver L80 > 50,000 hours. Supplied with dimmable drivers (0-10v). System efficacy of at least 85 lumens per watt for standard units. Sufficient knockouts are provided for connections and through wiring. All electrical components are CSA approved or UL listed.


Warranty

5 year limited warranty. For complete warranty, click here:

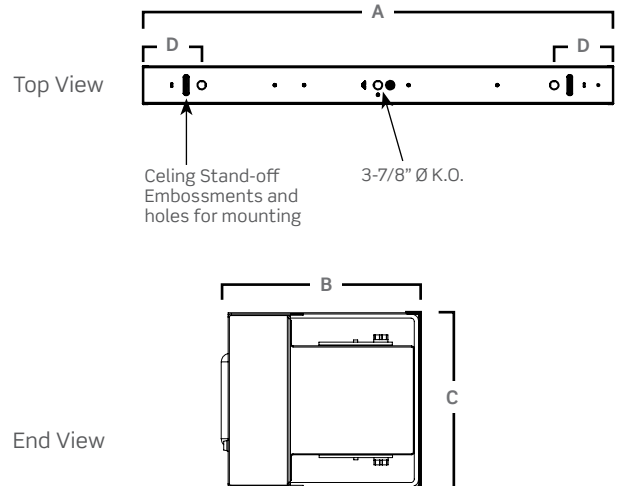


Approvals

- Approved to CSA/UL standards.
- Tested in accordance to IESNA LM-79.
- Suitable for damp locations.



Dimensions



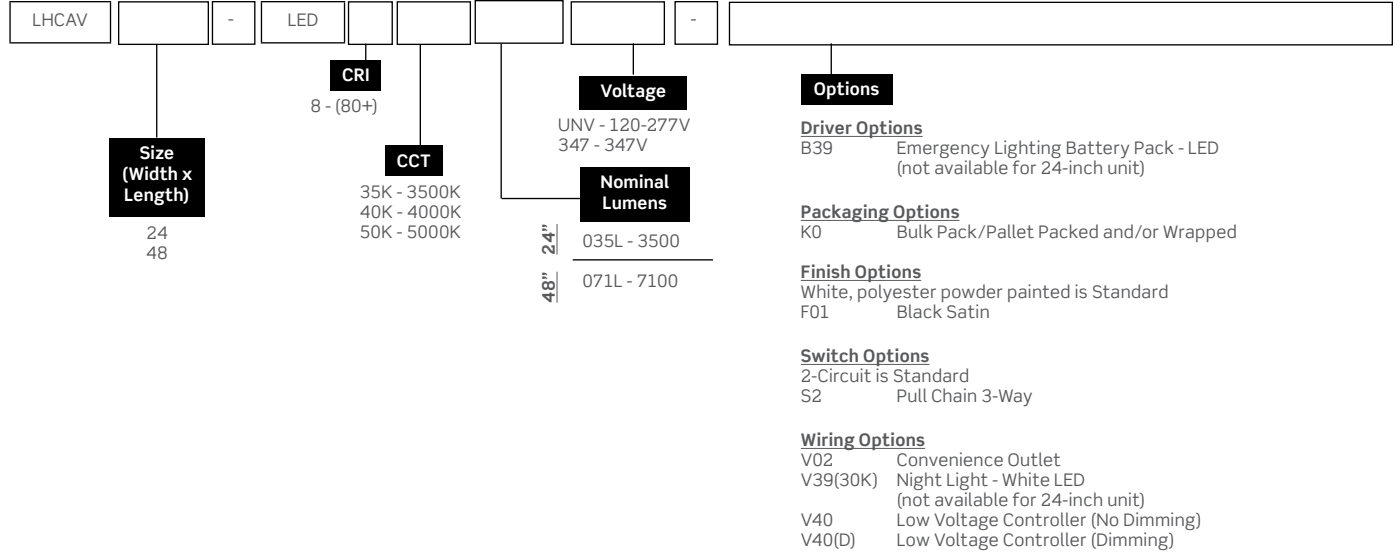
Size	A	B	C	D
24	24 1/16"	4 7/16"	3 7/8"	6"
48	48 1/16"	4 7/16"	3 7/8"	6"

Consult installation guide for exact dimensions.

Project:	Catalogue #:	Type:
Notes:		

Order Key

EXAMPLE: LHCAV48-LED840K071LUNV



- Options**
- Driver Options**
B39 Emergency Lighting Battery Pack - LED (not available for 24-inch unit)
- Packaging Options**
K0 Bulk Pack/Pallet Packed and/or Wrapped
- Finish Options**
White, polyester powder painted is Standard
F01 Black Satin
- Switch Options**
2-Circuit is Standard
S2 Pull Chain 3-Way
- Wiring Options**
V02 Convenience Outlet
V39(30K) Night Light - White LED (not available for 24-inch unit)
V40 Low Voltage Controller (No Dimming)
V40(D) Low Voltage Controller (Dimming)

Controls Options
For advanced wireless controls [Click Here](#).

Other options may be available, consult factory. Specifications and data subject to change without notice.

Performance Data

LED Performance Data						
Size	Nominal Lumens	Delivered Lumens	Watts	Lumens Per Watt	Lumens Up	Lumens Down
24	3500	3584	26.2	136.9	1750	1750
48	7100	7102	51.8	137	3550	3550

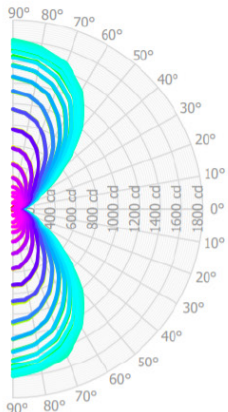
Values based on 840K with standard lens at 25C

Performance Scaling Factor

	50K	40K	35K	30K
80CRI	1.000	1.000	0.960	0.946
90CRI	0.875	0.875	0.836	0.809

Photometrics

IES File: **LHCAV48-LED840K071LUNV**
Lumens: **7101**
Wattage: **61**
Efficacy: **116**



Zonal Lumen Summary

Zone	Lumens	%Fixture
0.0° - 30.0°	110	1.6%
0.0° - 40.0°	267	3.8%
0.0° - 60.0°	1075	15.1%
0.0° - 90.0°	3562	50.2%

Average Luminance Table (cd/m2) CP Summary

	0.00°	45.00°	90.00°
0.00°	56	56	56
45.00°	83	3038	6847
55.00°	108	5322	10758
65.00°	157	8547	14847
75.00°	268	13184	19970
85.00°	692	20462	28345

Coefficients of Utilization

pc	80%			70%			50%		
	70%	50%	30%	70%	50%	30%	70%	50%	30%
0	107	107	107	99	99	99	83	83	83
1	91	84	77	83	76	71	68	63	58
2	80	69	61	73	63	55	59	51	45
3	72	59	49	65	53	45	52	43	36
4	65	51	41	58	46	37	47	37	30
5	59	44	34	53	40	31	42	32	25
6	54	39	30	48	36	27	39	29	22
7	49	35	26	45	32	23	36	26	19
8	46	31	23	41	29	20	33	23	17
9	42	28	20	38	26	18	31	21	15
10	39	26	18	36	24	16	29	19	13

Effective Floor Cavity Reflectance: 20%