

Project:	Catalogue #:	Type:
Notes:		

### Product Description

The VRC series by Certolux is a specification-grade LED luminaire for maximum security and vandal resistant applications. The hinged door design has concealed hinges, tamper resistant fasteners, and security lenses. This maximizes impact resistance, and unauthorized fixture tampering/penetration. The luminaire can be corner mounted.

### Feature Options

- Emergency LED Battery Pack
- Radio Frequency Filter

### Housing

Precision die formed 12, 14, 16, or 18 gauge cold rolled steel housing with matching gauge continuously welded end plates.

### Backplate

Die formed 12, 14, 16, or 18 ga. CRS with embossed mounting holes and contraband trap.

### Door Frame

Single piece precision die formed with specified material (see product ordering key). Corners are TIG welded to provide a sealed joint. Tamper resistant TORX® Head with center pin fasteners secure door frame to housing.

### Hinge

Full length concealed piano style hinge with .500" knuckle and .125" pin (Pin is secured to knuckle) welded to door frame and fastened to backplate.

### Lens & Lens Retention

Multiple lens choices for both fixture side and room facing side (see product ordering key for options). Lens maximum thickness .625".

### Finish

The luminaire is in a powder painted white finish and offers a high reflectivity coating for improved lighting performance and efficiency.

### Electrical

Long life LED's coupled with high efficiency drivers provide quality illumination. Rated to deliver an L80 performance >50,000 hours. Standard low-voltage dimming (0-10v, 1%). The driver has a THD of <10%. All electrical components are CSA or UL approved. A ½" EMT hole is provided for wiring connections. Rated to deliver L80 performance > 50,000 hours.


### Warranty

5 year limited warranty. For complete warranty, click here:

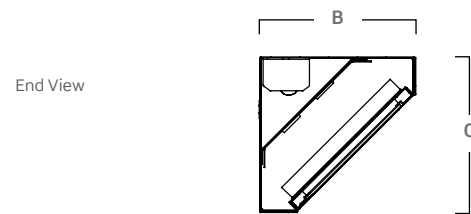
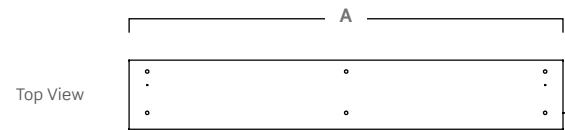


### Approvals

- Approved to CSA and UL standards.



### Dimensions



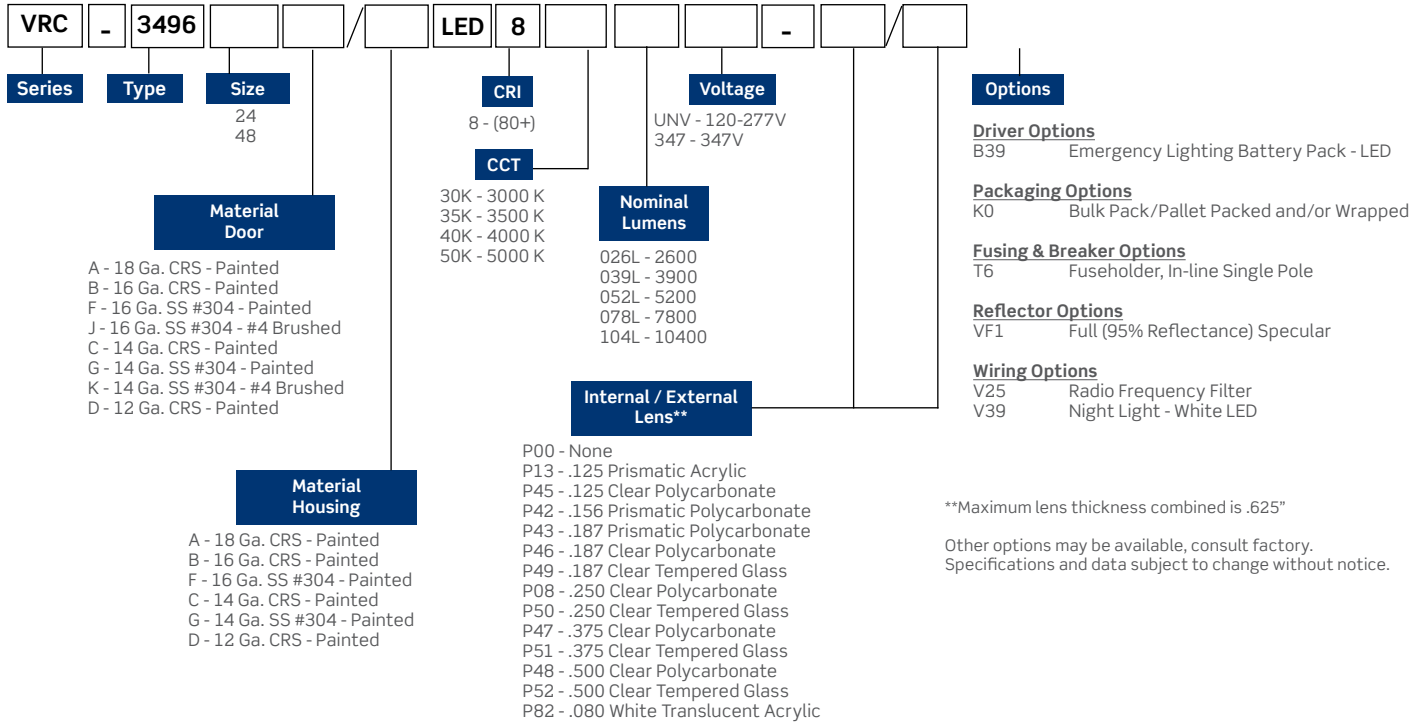
	Dimensions (inch) & Weights		
	A	B	C
24	24 1/4"	7 5/8"	7 5/8"
48	48 1/4"	7 5/8"	7 5/8"

Consult installation guide for exact dimensions.

Project:	Catalogue #:	Type:
Notes:		

**Order Key**

**EXAMPLE: VRC-349624A/DLED840K026LUNV**



Performance Data		
Size	Nominal Lumens	Watts
24	2600	25
	3900	36
	5200	47
48	2600	25
	5200	47
	7800	75
	10400	98

\* Lumen values are based on 4000K, 80 CRI performance.  
See Lumen Multipliers below for other CCT or CRI performance data.