

Project:	Catalog #:	Type:
Notes:		

Product Description

Sealed Industrial LED High Bay certified for high ambient temperatures and extreme wet locations. The use of over-center latches and form-in-place polyurethane gaskets provides a reliable and repeatable seal capable of withstanding frequent 1500psi spray-down. The housing is corrosion resistant and rigid due to its glass-filled polyester construction. External mounting methods preserve the housing seal and make installation simple. For hazardous locations, please [click here](#) to see CRVB-XH.

Applications

Food Processing, USDA/AAFC Meat Dairy Inspection, Locker Rooms, Indoor Sports

Features

- Emergency battery pack
- Integral Motion Sensors
- Tamper Resistant Latches
- Stainless Steel Latches
- Clear, textured polycarbonate lens with linear ribs
- Optical**
- 80 and 90 CRI options
- Options for integrated controls

Housing

Precision injection molded housing body made of glass reinforced polyester that is UV stabilized, and UL94-5VA rated flame resistant. Smooth and tapered outer surfaces designed to shed water and debris, meeting NSF2 standard for cleanability.

Lens & Lens Retention

Choices of high impact acrylic or polycarbonate. Molded with optically clear virgin material rated UL F1 outdoor water-shield durability. Diffuser flange fits into the gasket retention slot providing.

Gasket Systems

Resilient and chemical resistant polyurethane closed cell gasket is applied using a continuous formed-in-place process assuring a reliable diffuser seal.

LED

LED board modules are high efficiency and closely regulated to maintain CRI, color consistency, lumen performance, and efficacy. Select from 3000K, 3500K, 4000K, and 5000K color temperatures with a color consistency of 3 SDCM, standard 80 CRI, optional 90 CRI. Lifetime L90 is greater than 60,000 hrs. Modules are field replaceable and commercially available. Optional amber and red LEDs arrays available alone or in combination with white LEDs.

Electrical

The standard electronic driver is constant current, programmable and dimmable to 1% using a 0-10V protocol. High efficiency (>85%) and low THD (<10%). Certified to FCC Part 15, Class A. 120-277Vac or 347Vac, 50/60hz. See "Options" for Lutron™ or DALI driver choices. Internal Emergency Drivers are serviceable from the room side unless otherwise noted.

Finish

Pre-painted steel geartray.

Installation & Mounting

Stainless steel V-hook with hook hangers are standard. Several optional cable hangers and ceiling mount brackets are available. Holes on each end are 7/8 inch nominal diameter and are provided with two EPDM rubber caps for connection and through wiring.

Listings, Certifications and Ratings

UL listed for wet locations (CAN & USA, ANSI/UL1598 & UL8750). Suitable for surface or suspended mounting. NSF2 for Food, Splash and non-food zones. IEC60529 IP67 (Certified dust-tight and resistant to strong jets of water and limited immersion). Rated for 1500psi washdown conditions.

Warranty

5 year limited warranty. For complete warranty, click here:

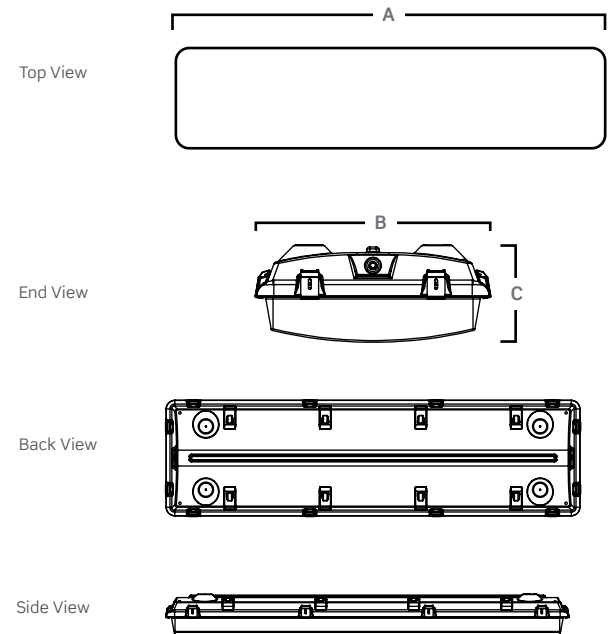


Approvals

- UL listed for wet location
- NSF2 for Food, Splash and non-food zones



Dimensions



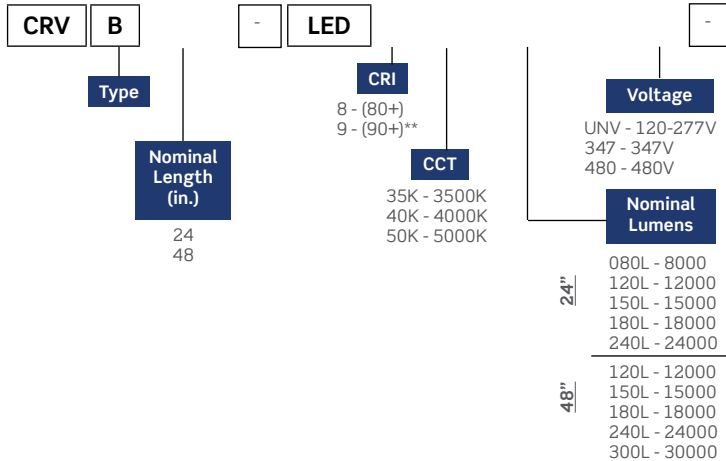
	Dimensions (inch) & Weights		
	A	B	C
24"	24.62"	14.52"	5.82"
48"	52"	14.62"	6.16"

Consult installation guide for exact dimensions.

Project:	Catalog #:	Type:
Notes:		

Order Key

EXAMPLE: CRVB48-LED840K180LUNV-P07



Options

Driver Options

B39** Emergency Lighting Battery Pack
(Voltage must be specified 120V, 277V, 347V, 480V)

Housing Construction Options

C16 Stainless Steel Latches
C18 Tamperproof Latches

Lens Options

(High Impact Acrylic is standard P05)
P07 Clear Polycarbonate Lens
P67 High Impact Acrylic Frosted Smooth Molded Lens

Packaging Options

K0 Bulk Pack/Pallet Packed and/or Wrapped

Wiring Options

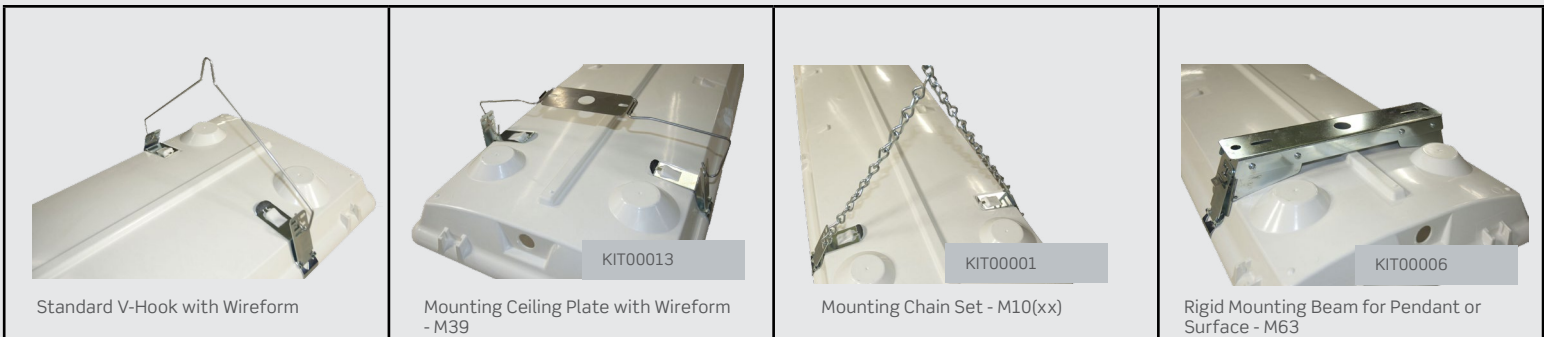
V08 Flexible Cord Feed (Single Circuit Cord) 6-ft Standard
V10(1) Hub Compact for 1/2" Threaded Pipe (3/4" OD) - 1 End
V10(2) Hub Compact for 1/2" Threaded Pipe (3/4" OD) - 2 End
V15 Liquid Tight Strain Relief (Not For XH)
V32 Wiring 2-Circuit Cord

**Emergency battery packs have limited operating temperatures. If fixture is to be switched a 2 circuit cord V32 is advised. Consult factory.
** 90+ CRI reduces lumen output by 20%, not available with 5000K

Other options may be available, consult factory. Specifications and data subject to change without notice.

Mounted Accessories (Ordered Separately)	
KIT00001	Mounting Chain Set (2) 4ft w/ S-Hooks.M10
KIT00006	Rigid Mounting Beam.M63
KIT00013	Ceiling Plate w/ Wireform.M39
KIT00040	Chain Set (2) 6ft.M10 w/ S-Hooks (4)
KIT00042	Chain Set (2) 12ft.M10 w/ S-Hooks (4)
KIT00092	25 Degree Bracket.M43(25)
KIT00093	45 Degree Bracket.M43(45)

Additional Options



Project:	Catalog #:	Type:
Notes:		

Performance Data

Size	Lumen Package	Delivered Lumens @4000K CCT 25°C Ambient						Watts	Thermal (Surface °C)	Thermal (Pendant °C)
		(STD) P05	(STD) P05 lm/W	P07	P07 lm/W	P67	P67 lm/W			
24"	080L	8069	147.5	7895.5	144.3	7908.8	144.6	54.7	-40 to 50	-40 to 55
	120L	12466	152.4	12197.9	149.1	12218.5	149.4	81.8	-40 to 45	-40 to 50
	150L	15426	148.8	15094.3	145.6	15119.8	145.8	103.7	-40 to 40	-40 to 45
	180L	18540	149.3	18141.3	146.0	18171.9	146.3	124.2	-40 to 37	-40 to 42
	240L	24235	147.9	23713.9	144.8	23753.9	145.0	163.8	-40 to 35	-40 to 40
48"	120L	12003	152.4	11830	151.0	11850	151.0	78.8	-40 to 55	-40 to 55
	150L	15007	148.8	14640	147.0	14645	147.0	100.9	-40 to 52	-40 to 55
	180L	18005	152.4	17725	147.0	17745	147.0	118.1	-40 to 53	-40 to 55
	240L	24034	152.9	23540	150.0	23550	150.0	157.2	-40 to 49	-40 to 51
	300L	30120	149.2	28990	145.0	29000	145.0	201.9	-40 to 40	-40 to 43