

**WARNINGS**

**Electric shock:**

- Disconnect or turn off power before installing or servicing luminaire.
- All electrical wiring to be completed by a qualified licensed electrician in accordance with local and National/Canadian Electrical Code.
- Ensure supply voltage corresponds with the correct ballast/driver voltage.
- Avoid exposing wiring to metal edges and sharp objects.
- Ensure that the luminaire is properly grounded to prevent electric hazards.

**Fire:**

- Keep flammable and combustible materials away from the light source and/or lens.
- Use correctly rated supply conductors as indicated by product labeling.

**Burn:**

- Allow luminaire to cool before handling luminaire.

**Personal Injury:**

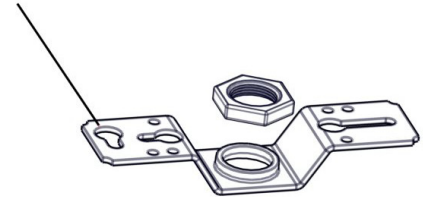
- Wear safety glasses and gloves when handling the luminaire to avoid physical injury.
- Avoid direct eye contact with light source.
- Always support the weight of the luminaire.

**KIT00048**

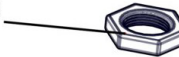
**MOUNTING STEM & CANOPY SET**  
 3/8"IP (2) .M26

PENDANT LENGTH	KIT PART NUMBER
12"	KIT00048

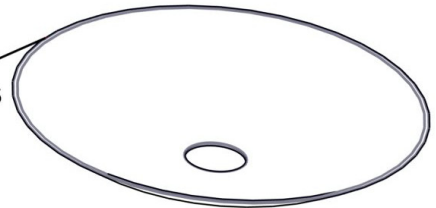
HAR00227-CROSSBAR-375-IPS-ZINC



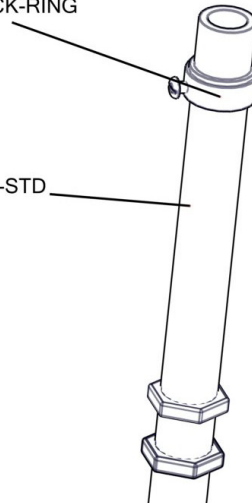
NUT-HEX-LOCK-375IPS-ZN



CANOPY-IPS0375



HAR00273-LOCK-RING



STEM-0375IPS-STD

