

# ALRF

## Elegant Design Meets Versatile Performance

The ALRF combines timeless design with advanced LED technology, delivering exceptional lighting for commercial, educational, and healthcare environments. Its classic rectilinear form and compact design provides uniform direct/indirect lighting with broad, even coverage.

Engineered optics and unique distribution options offer remarkable control over light formation, providing a gradual and soft cut-off on surrounding walls for a comfortable, visually pleasing environment. Designed for easy installation, the ALRF is available in row-mounted configurations that create balanced, continuous lighting runs, seamlessly integrating with both wired and wireless building lighting control systems.


### Features

- Direct/indirect lighting distribution
- Wide-Angle Batwing distribution
- Static or tunable color temperature
- Up to 35% energy savings over fluorescent alternatives
- Seamless integration with building lighting control systems
- Up to 164lm/W

### Applications

- Commercial offices and hallways
- Schools and classrooms
- Healthcare facilities

ALRF provides a clean, modern aesthetic without compromising on performance. It is the go-to solution for budget-driven interiors that demand high-quality light and energy efficiency.



ALRF is field joinable for quick assembly, creating balanced, continuous lighting runs.



Available in lengths of 48" and 96" featuring a classic rectilinear form factor and compact dimensions of 1.7" in depth and 7.6" in width.

### Mounting and Configurations

ALRF offers essential design flexibility. The ALRF can be suspended by cable, chain, or stem, making it ideal for diverse applications. Whether you need individual fixtures or continuous row systems, ALRF adapts to your specific needs, ensuring a perfect fit for any project.



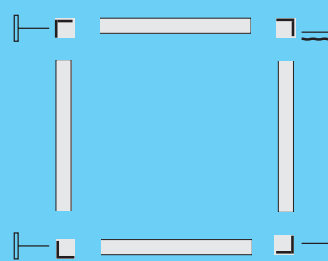
Stand-alone



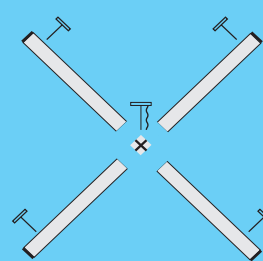
Tee



Row



Square / Rectangle



Cross