

ALLURA B EXTENDED

LED Linear Pendant B

LED

ARCHITECTURAL LIGHTING



VISIONEERING

by VISCOR

Project:	Catalogue #:	Type:
Notes:		

Product Description

Premium-grade, pendant-mount, bi-directional luminaire. The Allura features an architectural slim profile with soft curves to enhance the visual space, and is available with row-mounting capability. This pendant-mount luminaire comes with a double teardrop shaped frosted diffuser that offers a high level of efficiency and visual comfort.

Features

- Double teardrop extruded diffusers
- Standard low voltage dimming (0-10v, 1%)
- Suitable for row-mounting
- Standard 4-ft 5-wire white cord

Applications

- Boardrooms
- Corridors
- Retail Stores and Supermarkets
- Studio Lofts
- Offices

Featured Options

- Aircraft cable power feed suspension kit
- Emergency lighting battery pack



Optical System

Frosted acrylic diffuser offer high levels of efficiency and visual comfort. The bi-directional optics provide a wide, uniform light distribution. Standard distribution is 75% up and 25% down (see options for other distributions).

Mounting

Single-point aircraft cable mounting system used at each hanging location.

Construction

Precision-formed steel housing assembly.

Finish

Polyester powder painted finish (textured matte white).

Electrical

Long life LEDs coupled with high efficiency drivers provide quality illumination. Rated to deliver L80 performance > 50,000 hours.

Warranty

5 year limited warranty. For complete warranty terms visit:

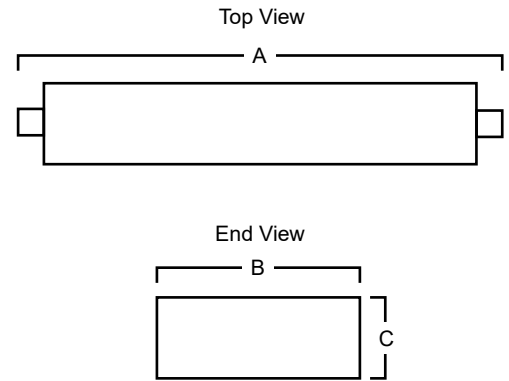
http://viscor.com/assets/Viscor_LED_Warranty.pdf

Approvals

Approved to CSA/UL standards.
Suitable for damp locations.



Dimensions



Size (Nominal Length)	A	B	C
48	51"	6"	2 5/8"
96	95"	6"	2 5/8"

Consult installation guide for exact dimensions.

ALLURA B EXTENDED

LED Linear Pendant B

LED

ARCHITECTURAL LIGHTING



VISIONEERING

by VISCOR

Project:	Catalogue #:	Type:
Notes:		

Order Key

EXAMPLE: ALRB48-LED840K050LUNV-C91X

ALR	B		-	LED	8			-	
------------	----------	--	----------	------------	----------	--	--	----------	--

Type

Size (Nominal Length)

48
96

CRI

8 - (80-89)

CCT

35K - 3500 K
40K - 4000 K
2765KT - 2700-6500 K** (Tunable White)

Voltage

UNV - 120-277V
347 - 347V

Fixture/Housing Construction

C91X - Stand-alone unit with two flat finished ends (power feed, canopies & air craft cables included)

M56X* - Start unit of configurable system with one flat finished end and one open end

M57* - Middle unit of configurable system with two open ends

M58X* - End unit of configurable system with one flat finished end and one open end

Options

B39 Emergency Battery Pack

Packaging Options

K0 Bulk Pack/Pallet Packed and/or Wrapped

Controls Options

V99(LV01) Wireless Occ/Daylight Sensor - Leviton
V99(P02) Daylight/Occupancy Sensor - Philips EasySense
V99(L06) Wireless Occ/Daylight Sensor - Lutron DFCSJ-OEM-OCC
V99 (C01) Casambi Wireless Controller Module

*For start, middle, and end unit of configurable system, power feeds, canopies & air craft cables ordered separately. See "How to order" section

**When Selecting 2765KT, if a tunable white-compatible control is not selected the luminaire will come standards with two sets of 0-10V wires for dimming and color tuning. For compatible control options please consult factory.

Other options may be available, consult factory. Specifications and data subject to change without notice.

Size	Nominal Lumens	Watts
48	3500	29
	4000	34
	5000	43
	6000	51
96	7000	58
	8000	68
	10000	86
	12000	102

Size	Nominal Lumens	Watts
48"	035L - 3500	
	040L - 4000	
	050L - 5000	
	060L - 6000	
96"	070L - 7000	
	080L - 8000	
	100L - 10000	
	120L - 12000	

How to order

Step 1) Select desired unit using order key above

Part #	Description
C91X	Stand-alone
M56X	Start Unit
M57	Middle Unit
M58X	End Unit

Step 2) For configurable system, select desired **connector(s)**

Part #	Description
KIT00171	Straight Connector
KIT00172	Elbow Connector (90 Degrees)
KIT00173	T Connector
KIT00174	Cross Connector

Step 3) For configurable system, select **suspension kit(s)***** and power feed(s)

Part #	Description
KIT00188	48" Air Craft Cable & Canopy
KIT00189	5-Wire UNV Power Feed with 48" Air Craft Cable & Canopy
KIT00190	3-Wire 347V Power Feed with 48" Air Craft Cable & Canopy (Non-dimmable)
KIT00191	5-Wire 347V Power Feed with 48" Air Craft Cable & Canopy

***One power feed is recommended for every 60 feet based on 6000 lumens unit on 120V 15A current

***For other suspension kit lengths, please consult factory.

ALLURA B EXTENDED

LED Linear Pendant B

LED

ARCHITECTURAL LIGHTING



VISIONEERING

by VISCOR

Project:	Catalogue #:	Type:
Notes:		

Popular Configurations

Stand-alone with flat ends

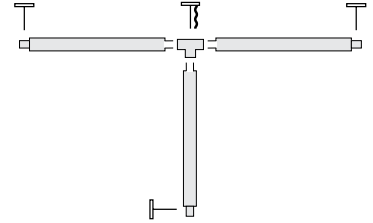
(power feed, canopies & air craft cables included)

Part #	Description	Qty.
C91X		1



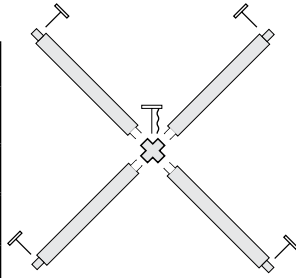
Tee with flat ends

Part #	Description	Qty.
M58X Unit		3
KIT00188		3
KIT00189		1
KIT00173		1



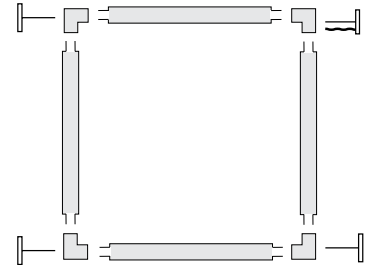
Cross with flat ends

Part #	Description	Qty.
M58X Unit		4
KIT00188		4
KIT00189		1
KIT00174		1



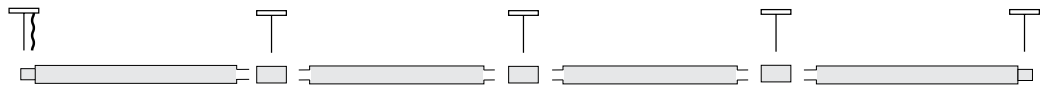
Square / Rectangle

Part #	Description	Qty.
M57 Unit		4
KIT00188		3
KIT00189		1
KIT00172		4



Row with flat ends

Part #	Description	Qty.
M56X Unit		1
M57 Unit		2
M58X Unit		1
KIT00188		4
KIT00189		1
KIT00171		3



ALLURA B EXTENDED

LED Linear Pendant B

LED

ARCHITECTURAL LIGHTING

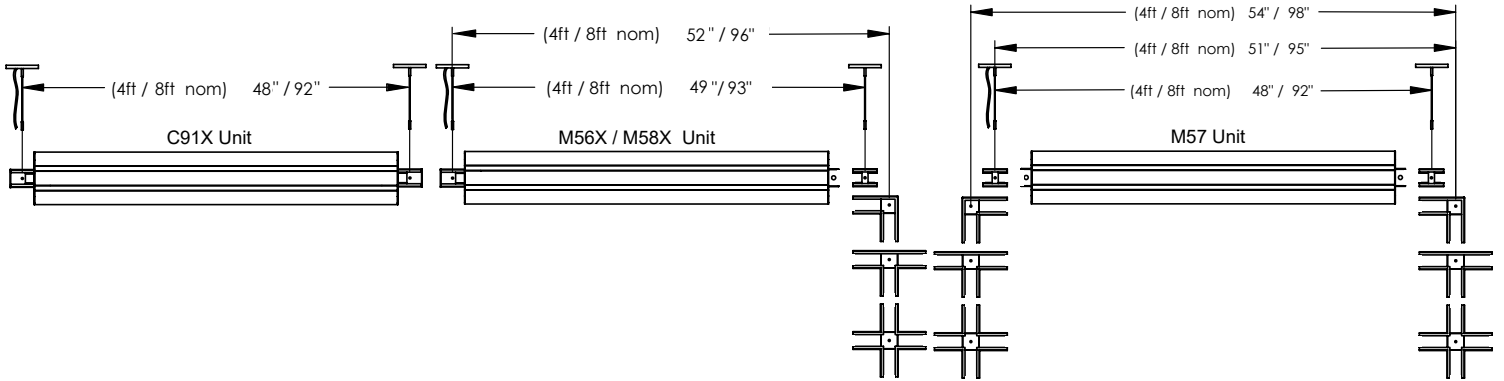


VISIONEERING

by VISCOR

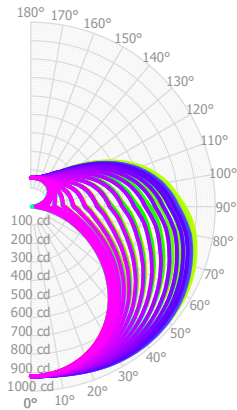
Project:	Catalogue #:	Type:
Notes:		

Mounting Points



Photometrics

IES File: **ALRB48-LED840K060LUNV**
 Lumens: **6016**
 Wattage: **47**
 Efficacy: **128**



Zonal Lumen Summary

Zone	Lumens	%Fixture
0.0° - 30.0°	755	12.5%
0.0° - 40.0°	1284	21.3%
0.0° - 60.0°	2517	41.8%
0.0° - 90.0°	4191	69.7%
0.0° - 110.0°	5035	83.7%
0.0° - 130.0°	5593	93.0%
0.0° - 150.0°	5877	97.7%
0.0° - 170.0°	6001	99.7%
0.0° - 180.0°	6016	100.0%

Coefficients of Utilization

pc	80%			70%			50%		
	70%	50%	30%	70%	50%	30%	70%	50%	30%
0	112	112	112	106	106	106	94	94	94
1	98	92	87	92	87	82	81	77	73
2	88	78	70	82	74	67	72	65	60
3	79	68	59	74	64	56	65	56	50
4	72	59	50	67	56	47	59	50	42
5	66	52	43	62	50	41	54	44	37
6	61	47	38	57	44	36	49	39	32
7	56	42	33	52	40	32	46	36	29
8	52	38	29	49	36	28	43	32	26
9	48	35	26	45	33	25	40	30	23
10	45	32	24	42	30	23	37	27	21

Average Luminance Table (cd/m²) CP Summary

	0.00°	45.00°	90.00°
0.00°	4875	4875	4875
45.00°	4278	4697	5549
55.00°	3863	4808	6217
65.00°	3325	5070	7217
75.00°	2647	5726	8803
85.00°	1293	7542	11745

Effective Floor Cavity Reflectance: 20%

